

Monthly Local Market - April 2024

A research tool provided by Metro MLS



Filters

Counties: Ozaukee
 Cities: Mequon, Thiensville
 Zip Codes: All
 Map Shapes: N/A
 Dwelling Types: Single Family Residence, Townhouse/Condo
 Sq. Ft. Ranges: All
 Price Ranges: All

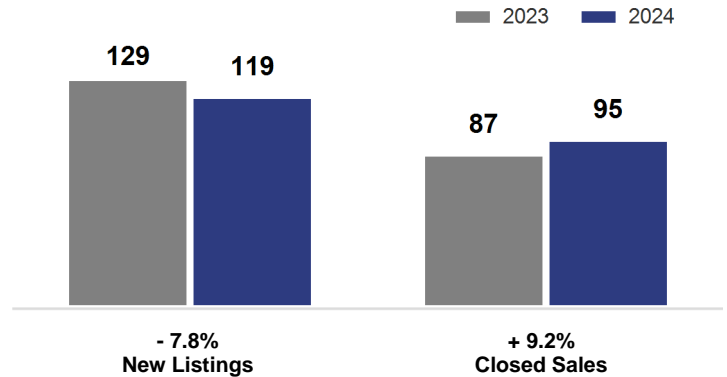
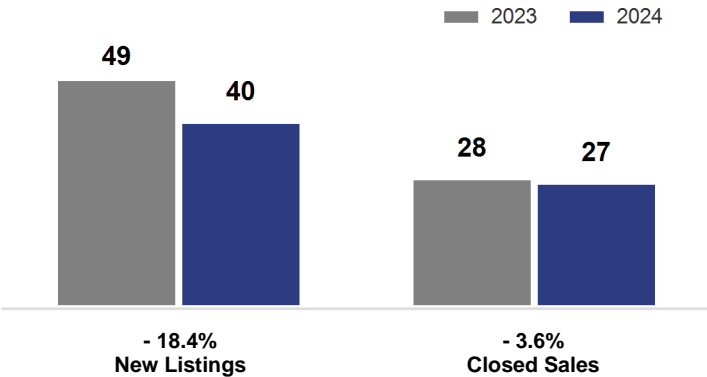
- 18.4 %	- 3.6 %	- 18.5 %
Change in New Listings	Change in Closed Sales	Change in Median Sales Price*

Metric	April			Year to Date		
	2023	2024	+/-	2023	2024	+/-
New Listings	49	40	- 18.4%	129	119	- 7.8%
Closed Sales	28	27	- 3.6%	87	95	+ 9.2%
Median Sales Price*	\$583,000	\$475,000	- 18.5%	\$470,000	\$525,120	+ 11.7%
Percent of Original List Price Received*	98.7%	102.5%	+ 3.9%	96.9%	99.0%	+ 2.3%
Days on Market Until Sale	19	15	- 21.1%	29	35	+ 20.7%
Inventory - Single Family Residence	50	40	- 20.0%	--	--	--
Inventory - Townhouse/Condo	14	14	+ 0.0%	--	--	--

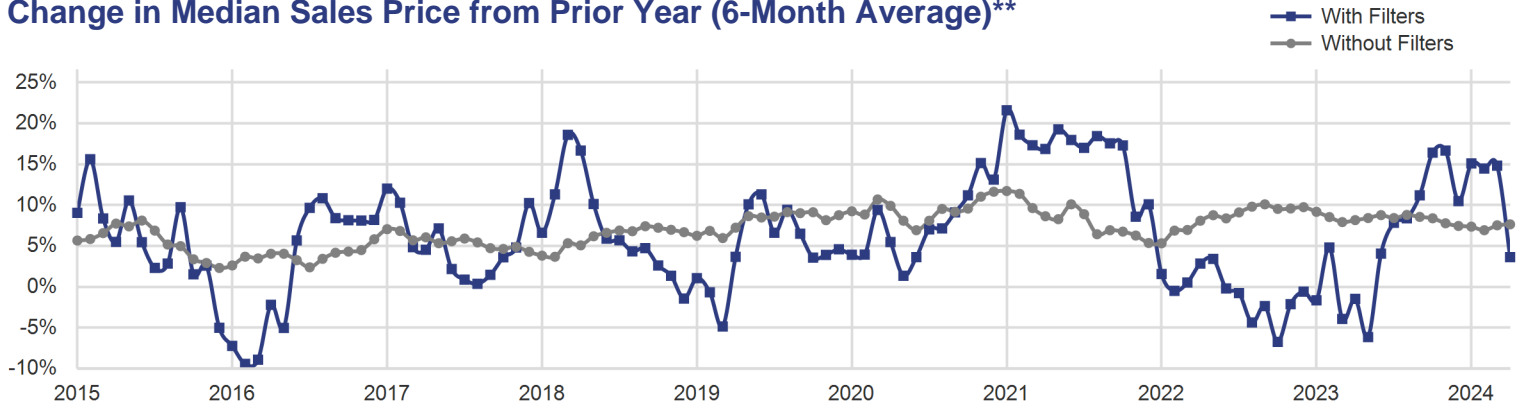
*Does not account for seller concessions. † Activity for one month can sometimes look extreme due to small sample size.

April

Year to Date



Change in Median Sales Price from Prior Year (6-Month Average)**



**Each dot represents the change in median sales price from the prior year using a 6-month weighted average. This means that each of the 6 months used in a dot are proportioned according to their share of sales during that period. | Current as of May 9, 2024.