

Monthly Local Market - October 2024

A research tool provided by Metro MLS



Filters

Counties: Ozaukee
 Cities: Mequon,Thiensville
 Zip Codes: All
 Map Shapes: N/A
 Dwelling Types: Single Family Residence,Townhouse/Condo
 Sq, Ft. Ranges: All
 Price Ranges: All

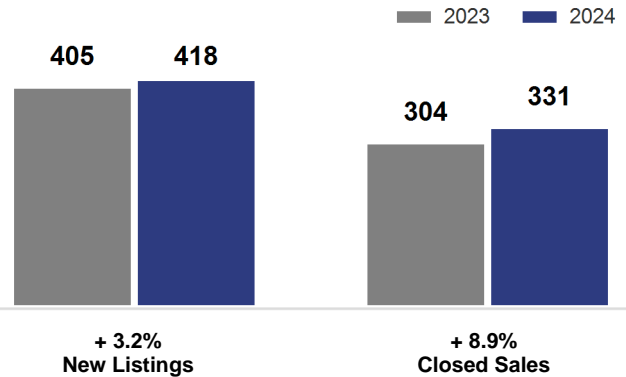
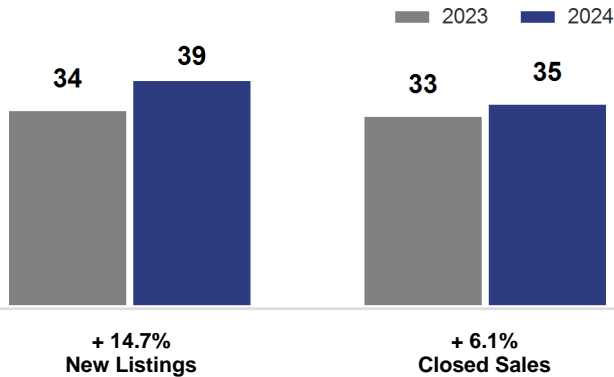
+ 14.7 %	+ 6.1 %	- 9.5 %
Change in New Listings	Change in Closed Sales	Change in Median Sales Price*

	October			Year to Date		
	2023	2024	+/-	2023	2024	+/-
New Listings	34	39	+ 14.7%	405	418	+ 3.2%
Closed Sales	33	35	+ 6.1%	304	331	+ 8.9%
Median Sales Price*	\$536,000	\$485,000	- 9.5%	\$535,500	\$550,000	+ 2.7%
Percent of Original List Price Received*	101.4%	99.3%	- 2.2%	100.5%	100.2%	- 0.3%
Days on Market Until Sale	25	17	- 32.0%	22	26	+ 18.2%
Inventory - Single Family Residence	62	64	+ 3.2%	--	--	--
Inventory - Townhouse/Condo	13	17	+ 30.8%	--	--	--

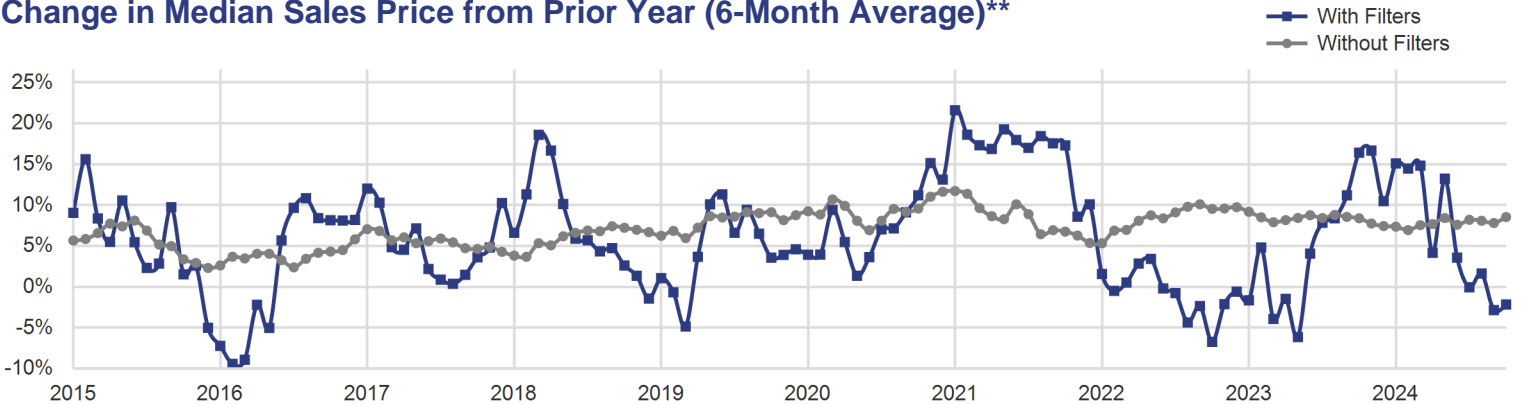
*Does not account for seller concessions. | Activity for one month can sometimes look extreme due to small sample size.

October

Year to Date



Change in Median Sales Price from Prior Year (6-Month Average)**



**Each dot represents the change in median sales price from the prior year using a 6-month weighted average. This means that each of the 6 months used in a dot are proportioned according to their share of sales during that period. | Current as of November 9, 2024.



Filter	Selected Value(s)
County	Ozaukee
City	Mequon, Thiensville
Zip	All
Sq Ft Range	All
Dwelling Type	[Single Family Residence], [Townhouse/Condo]
Price Range	All