

Monthly Local Market - January 2024

A research tool provided by Metro MLS



Filters

Counties: Milwaukee, Ozaukee
Cities: Bayside, Bayside, Brown Deer, Fox Point... + 3 More
Zip Codes: All
Map Shapes: N/A
Dwelling Types: Single Family Residence, Townhouse/Condo
Sq. Ft. Ranges: All
Price Ranges: All

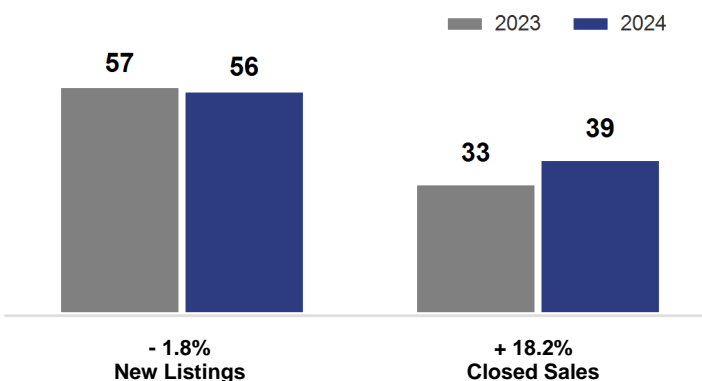
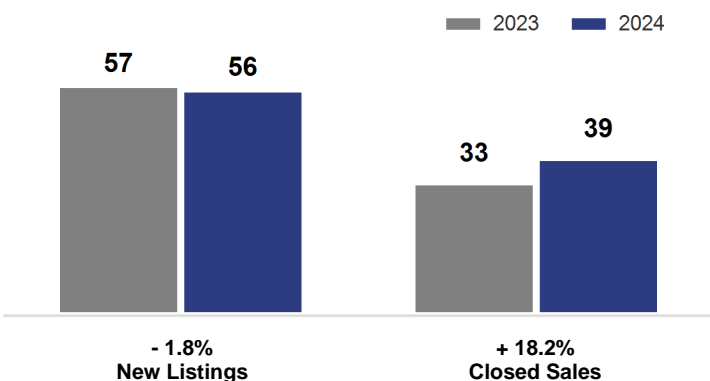
- 1.8 %	+ 18.2 %	+ 24.0 %
Change in New Listings	Change in Closed Sales	Change in Median Sales Price*

Metric	January			Year to Date		
	2023	2024	+/-	2023	2024	+/-
New Listings	57	56	- 1.8%	57	56	- 1.8%
Closed Sales	33	39	+ 18.2%	33	39	+ 18.2%
Median Sales Price*	\$266,000	\$329,900	+ 24.0%	\$266,000	\$329,900	+ 24.0%
Percent of Original List Price Received*	95.9%	95.3%	- 0.7%	95.9%	95.3%	- 0.7%
Days on Market Until Sale	33	32	- 3.0%	33	32	- 3.0%
Inventory - Single Family Residence	62	64	+ 3.2%	--	--	--
Inventory - Townhouse/Condo	22	14	- 36.4%	--	--	--

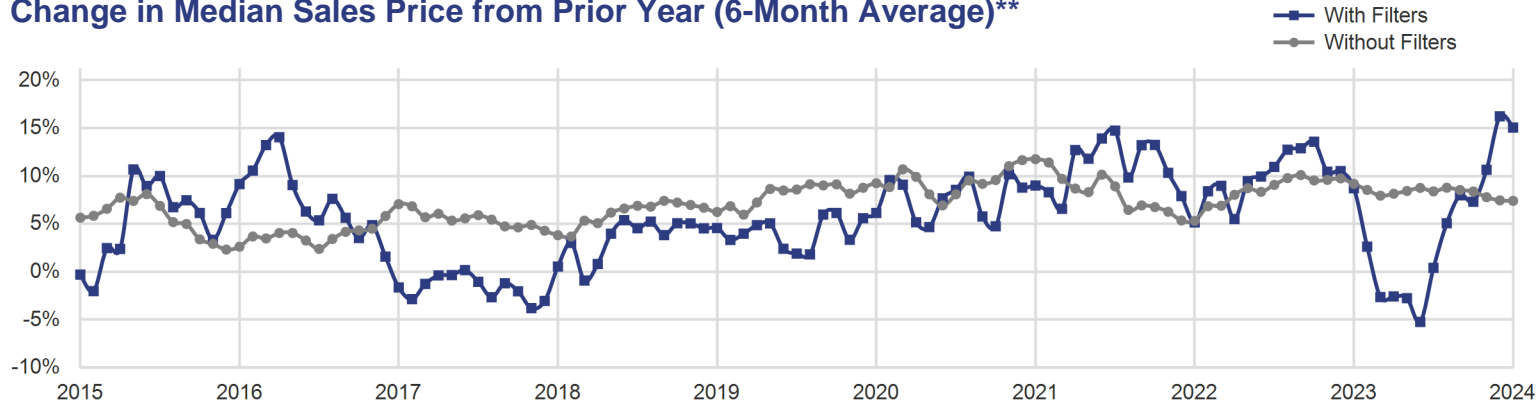
*Does not account for seller concessions. † Activity for one month can sometimes look extreme due to small sample size.

January

Year to Date



Change in Median Sales Price from Prior Year (6-Month Average)**



**Each dot represents the change in median sales price from the prior year using a 6-month weighted average. This means that each of the 6 months used in a dot are proportioned according to their share of sales during that period. | Current as of February 9, 2024.