

Monthly Local Market - September 2024

A research tool provided by Metro MLS

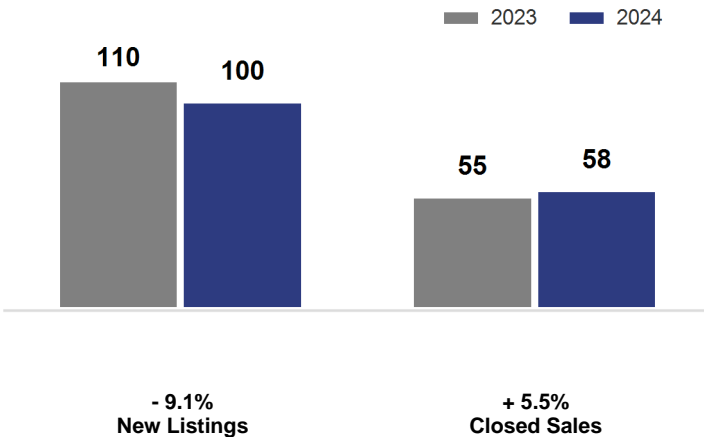


- 9.1 %	+ 5.5 %	- 10.2 %
Change in New Listings	Change in Closed Sales	Change in Median Sales Price*

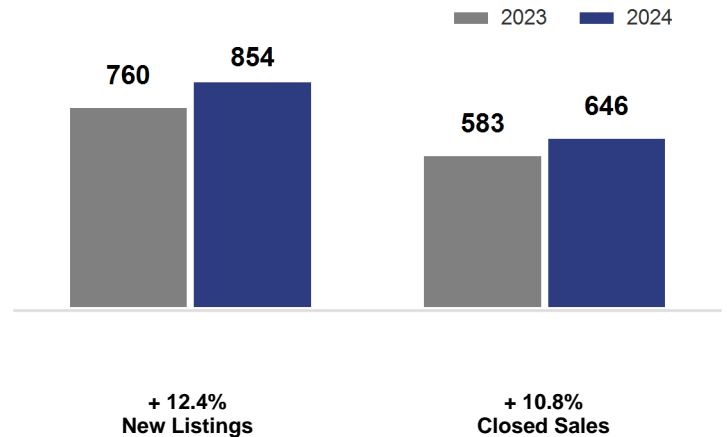
Metric	September			Year to Date		
	2023	2024	+/-	2023	2024	+/-
New Listings	110	100	- 9.1%	760	854	+ 12.4%
Closed Sales	55	58	+ 5.5%	583	646	+ 10.8%
Median Sales Price*	\$430,000	\$386,000	- 10.2%	\$385,000	\$417,000	+ 8.3%
Percent of Original List Price Received*	101.6%	101.1%	- 0.5%	102.4%	100.8%	- 1.5%
Days on Market Until Sale	10	18	+ 80.0%	17	19	+ 11.8%
Inventory - Single Family Residence	122	130	+ 6.6%	--	--	--
Inventory - Townhouse/Condo	22	30	+ 36.4%	--	--	--

*Does not account for seller concessions. †Activity for one month can sometimes look extreme due to small sample size.

September



Year to Date

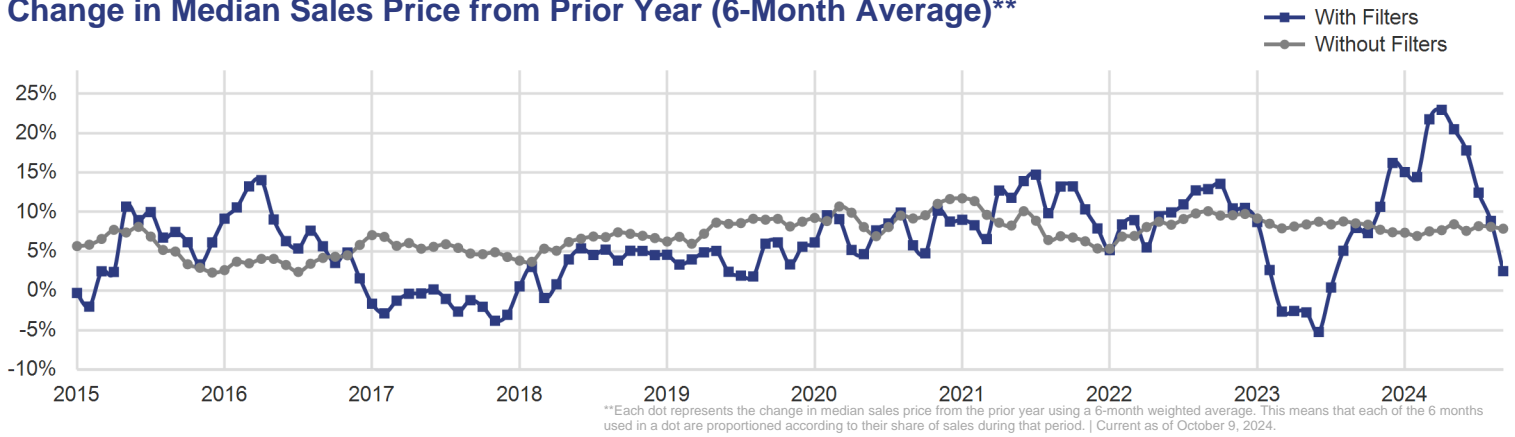


Monthly Local Market - September 2024

A research tool provided by Metro MLS



Change in Median Sales Price from Prior Year (6-Month Average)**



Filter	Selected Value(s)
County	Milwaukee, Ozaukee
City	Bayside, Bayside, Brown Deer, Fox Point, Glendale, Shorewood, Whitefish Bay
Zip	All
Sq Ft Range	All
Dwelling Type	[Single Family Residence], [Townhouse/Condo]
Price Range	All