

Monthly Local Market - January 2024

A research tool provided by Metro MLS



Filters

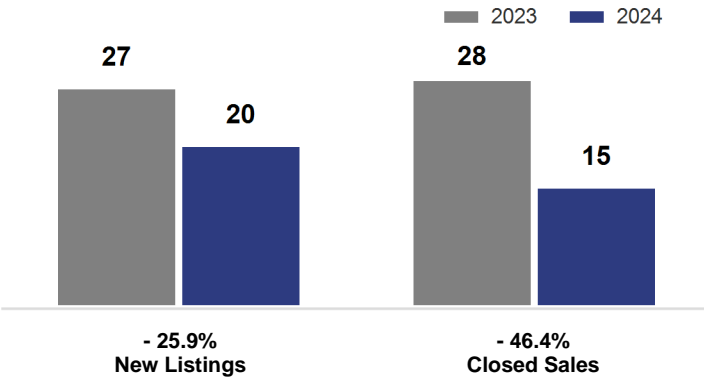
Counties: Milwaukee
 Cities: Wauwatosa
 Zip Codes: All
 Map Shapes: N/A
 Dwelling Types: Single Family Residence, Townhouse/Condo
 Sq. Ft. Ranges: All
 Price Ranges: All

- 25.9 %	- 46.4 %	+ 21.5 %
Change in New Listings	Change in Closed Sales	Change in Median Sales Price*

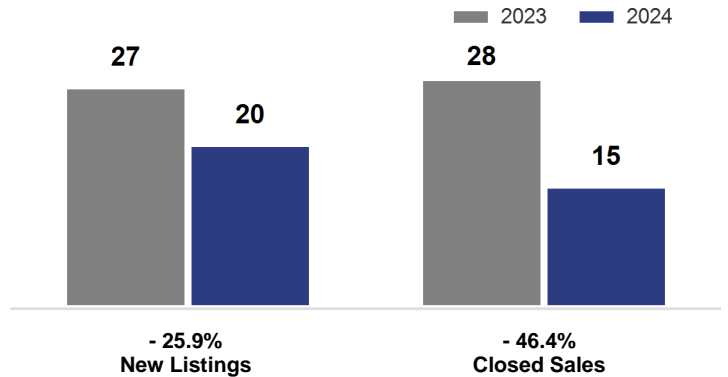
Metric	January			Year to Date		
	2023	2024	+/-	2023	2024	+/-
New Listings	27	20	- 25.9%	27	20	- 25.9%
Closed Sales	28	15	- 46.4%	28	15	- 46.4%
Median Sales Price*	\$267,500	\$325,000	+ 21.5%	\$267,500	\$325,000	+ 21.5%
Percent of Original List Price Received*	95.9%	97.9%	+ 2.1%	95.9%	97.9%	+ 2.1%
Days on Market Until Sale	29	27	- 6.9%	29	27	- 6.9%
Inventory - Single Family Residence	28	32	+ 14.3%	--	--	--
Inventory - Townhouse/Condo	1	4	+ 300.0%	--	--	--

*Does not account for seller concessions. † Activity for one month can sometimes look extreme due to small sample size.

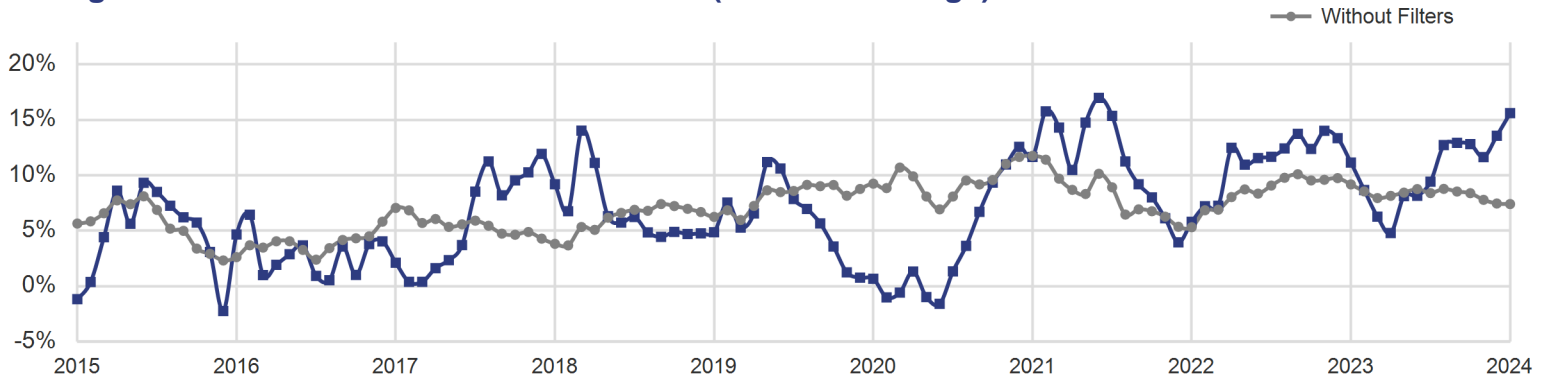
January



Year to Date



Change in Median Sales Price from Prior Year (6-Month Average)**



**Each dot represents the change in median sales price from the prior year using a 6-month weighted average. This means that each of the 6 months used in a dot are proportioned according to their share of sales during that period. | Current as of February 9, 2024.