

Monthly Local Market - April 2024

A research tool provided by Metro MLS



Filters

Counties: Milwaukee
 Cities: Wauwatosa
 Zip Codes: All
 Map Shapes: N/A
 Dwelling Types: Single Family Residence, Townhouse/Condo
 Sq. Ft. Ranges: All
 Price Ranges: All

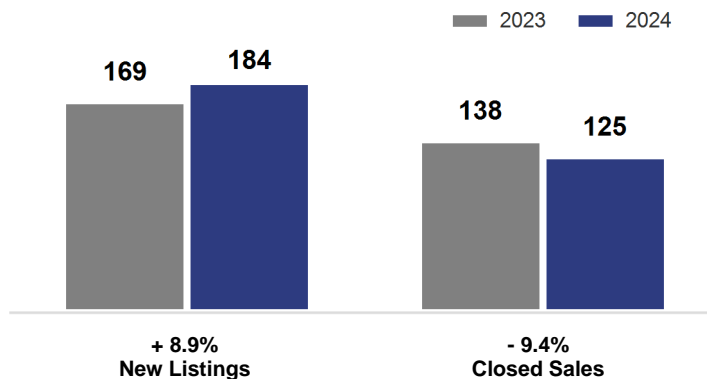
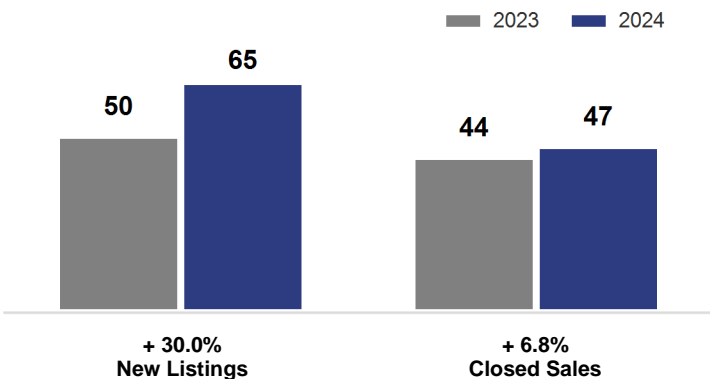
+ 30.0 %	+ 6.8 %	- 7.6 %
Change in New Listings	Change in Closed Sales	Change in Median Sales Price*

Metric	April			Year to Date		
	2023	2024	+/-	2023	2024	+/-
New Listings	50	65	+ 30.0%	169	184	+ 8.9%
Closed Sales	44	47	+ 6.8%	138	125	- 9.4%
Median Sales Price*	\$395,100	\$365,000	- 7.6%	\$337,500	\$365,000	+ 8.2%
Percent of Original List Price Received*	105.0%	106.1%	+ 1.0%	101.4%	102.8%	+ 1.5%
Days on Market Until Sale	11	4	- 63.6%	17	13	- 23.5%
Inventory - Single Family Residence	52	52	+ 0.0%	--	--	--
Inventory - Townhouse/Condo	1	3	+ 200.0%	--	--	--

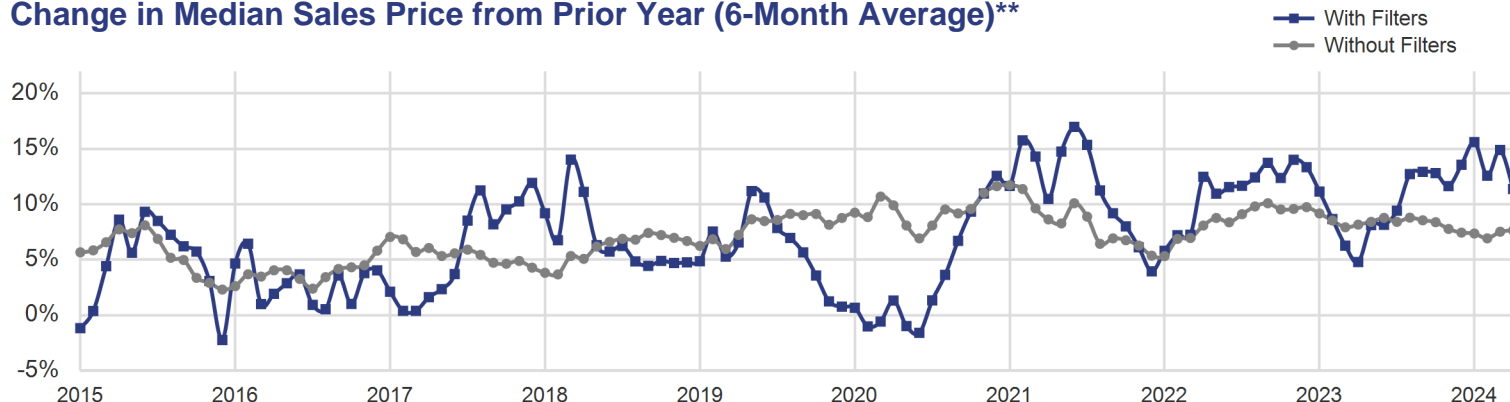
*Does not account for seller concessions. † Activity for one month can sometimes look extreme due to small sample size.

April

Year to Date



Change in Median Sales Price from Prior Year (6-Month Average)**



**Each dot represents the change in median sales price from the prior year using a 6-month weighted average. This means that each of the 6 months used in a dot are proportioned according to their share of sales during that period. | Current as of May 9, 2024.